


Term 4 Week 1



Tadpole Class

The Early Years ethos is that children learn through play and new experiences, therefore activities such as; playing board games with your child, doing jigsaws together, creative modelling, reading stories and undertaking fun role play together should not be underestimated.

Bug Club is a website that can also be used to support your child's learning in reading and phonics, the usernames and password for this will be in your child's home-school planner, will be sent to you with their paper work pack or will be emailed to you.



In addition to this, it is essential that children complete the following activities this week;

Our new Topic this term is 'Farming, Growing and Healthy Eating'

Monday - Staff Training Day

Tuesday

9.05 - 9.25 Online Assembly/PSHE with Mrs Gough

10.00 - 10.30 Online Differentiated Maths lessons

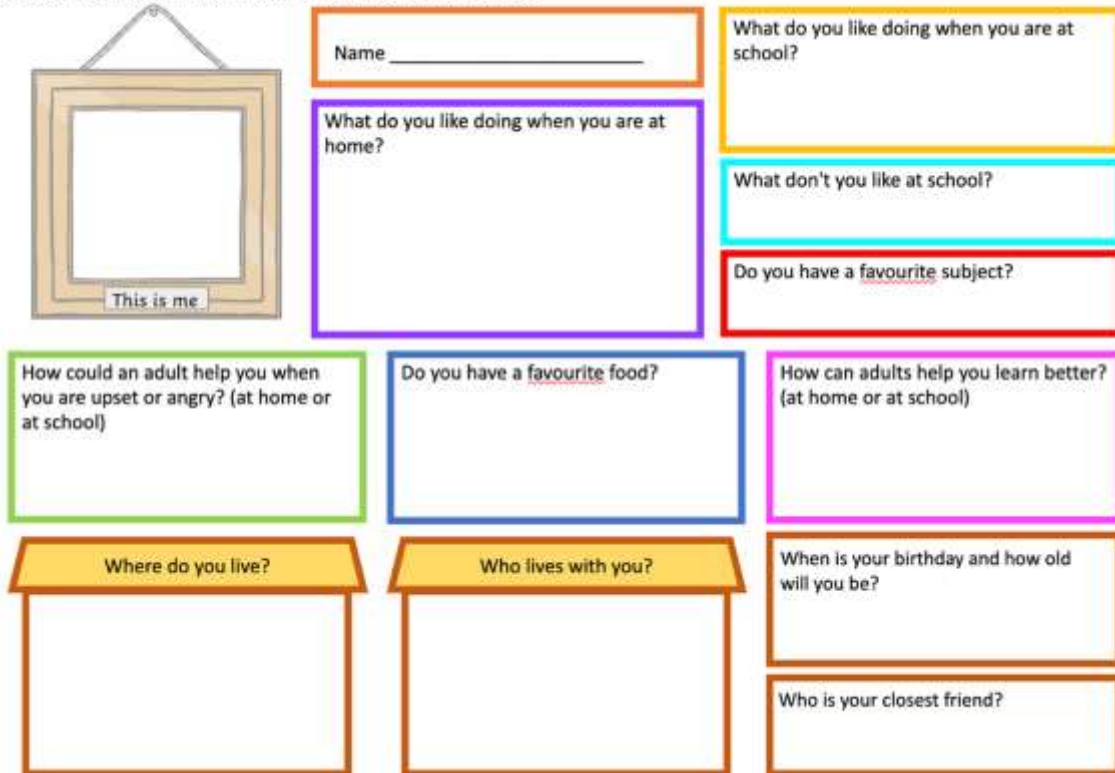
11.00 - 12.00 English/Literacy

Understanding Questions: 'what', 'when', 'where', 'who', 'how' and 'do you'?

Can your child answer these questions independently, without further prompts?

Can they then write some of their answers with support (either on a copy of this grid, or as a list)?

Understanding Questions: 'what', 'when', 'where', 'who', 'how' and 'do you'



Name _____

What do you like doing when you are at school?

What do you like doing when you are at home?

What don't you like at school?

Do you have a favourite subject?

How could an adult help you when you are upset or angry? (at home or at school)

Do you have a favourite food?

How can adults help you learn better? (at home or at school)

Where do you live?

Who lives with you?

When is your birthday and how old will you be?

Who is your closest friend?

1.45 – 2.45 PE Activity

Judy's Hop-along

First, mark out a start and finish line. At the finish line, make a pile of your favourite cuddly toys. Start a stopwatch and hop from the start to the finish, pick up a toy and hop back to the start. Keep going until all of the toys are on the start line, then stop the clock. Can your family do it quicker than you did? Can you beat your own record? Or how about doing a team relay?



2.45 – 3.10 Story time

Read a story together

Wednesday

9.05 – 9.25 Online Assembly/PSHE with Mrs Gough

10 – 10.30 Online Differentiated Phonics lessons

11.00 – 12.00 Maths

Measuring – Cutting and ordering



For this activity you will need some old magazines, newspapers and/or catalogues. Cut out 10 people from them. Now place your people in order of height from smallest to tallest.

- Can you cut out one more person who is taller than all the others you have?
- Can you cut out one more person who is smaller than all the others?
- Who is tallest and who is smallest in your house? Put everyone in order.

1.45 – 2.45 Understanding the World/Topic Activity

Carton Gardens

How to Grow a Carton Garden

You will need:

- An empty juice carton
- Scissors
- Seeds
- Potting compost



What To Do:



1 Cut out one side from your carton.



4 Water well.



2 Fill the carton with potting compost.



5 Leave in a greenhouse or on a windowsill. Water regularly.



3 Plant the seeds according to the instructions on the packet.

Top Tips:

- Plant out seedlings once they are big enough to be transferred.

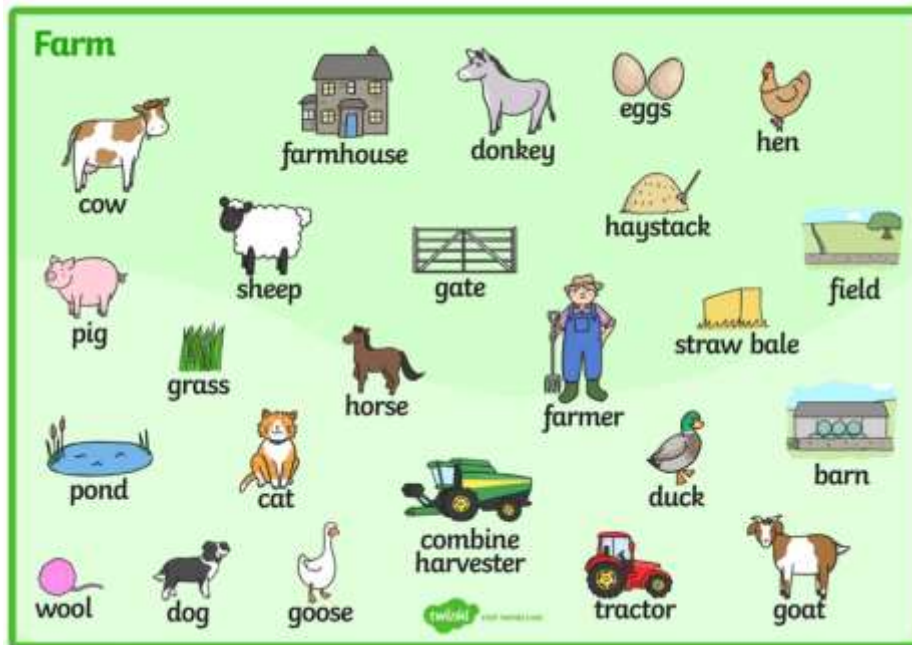
2.45 – 3.10 Story time
[Read a story together](#)

Thursday

9.05-9.25 Online Assembly/PSHE with Mrs Candy

9.40 – 10.40 Topic
[Farm Animal sentences](#)

Choose 4 of these things which we might find on a farm. With adult support, write a sentence about each one. Remember to put a capital letter at the beginning of each sentence and a full stop at the end. Can your child segment the sounds in any words and have a go at writing words independently?



11.10 – 11.30 Online Literacy lesson

1.45 – 2.45 Sensory/Fine Motor Skills Activity
[Using Tools – Hammer and nails](#)

Lots of parents and carers may read this and go into a complete panic but please trust us! Using tools is an amazing way to support children's coordination and fine motor skills, whilst also letting them engage in some fun risky play. Obviously, they will need an adult support them at all times but they will love it! Simply find a hammer (or heavy object), some nails, tacks, drawing pins or even old golf tees if you have them. Let them hammer them into an old cardboard box, a piece of wood or we've even used a melon for this in school. Use the opportunity to talk about the safe use of tools and being careful.

2.45 – 3.10 Story time
[Read a story together](#)



Friday

9.05 - 9.25 Online Assembly/PSHE with Mrs Gough

10 - 10.30 Online Differentiated Maths lessons

10.45 - 11.15 Story time

[Read a story together](#)

Please send me pictures of your child working on the various activities, including their finished products. You may also take photographs of any written work and email me these, I will then mark the work and reply with feedback. Every piece of work you complete earns you house points!

Mrs Gough
Class Teacher

sgough@bower-grove.kent.sch.uk