

# Penguins Class



Welcome to Foxes and Penguins home learning page. We are keen for pupils to continue their learning at home. Each week your child should complete the activities from the home page to ensure your child has a balanced home education. We are hoping that you will join our online live lessons each day, these are highlighted purple on the timetable below.

## Penguins Timetable 1/3/21

	9-9.30	9.30/10	10:30/11	11/11.30	12/1	1/1.30	2/2.30	3:00
Monday	Assembly	English	Break	Science	Lunch	PE	Maths	End of day
Tuesday	Assembly	English	Break	Science	Lunch	Art	Maths	End of day
Wednesday	Assembly	English	Break	Music	Lunch	Social Skills	Maths	End of day
Thursday	Assembly	English	Break	Film/ News round	Lunch	Social Skills	Maths	End of day
Friday	Assembly	PSHE	Break	Maths/ Creative	Lunch			

**You now have access to your own email address so feel free to contact me and send me a photo of what you have been doing, I love getting them!**

*Mrs Sinclair and Miss Twite*

[jsinclair@bower-grove.kent.sch.uk](mailto:jsinclair@bower-grove.kent.sch.uk)

[btwite@bower-grove.kent.sch.uk](mailto:btwite@bower-grove.kent.sch.uk)



### **Useful sites for games and learning activities:**

<https://numbots.com/> for additional online maths games



<https://www.sumdog.com/en/> for additional maths games

[www.twinkl.co.uk](http://www.twinkl.co.uk) for printable activities



[www.oxfordowl.co.uk](http://www.oxfordowl.co.uk) for online books


[www.phonicsplay.co.uk](http://www.phonicsplay.co.uk) OR [www.phonicsbloom.com](http://www.phonicsbloom.com) for phonics/reading practice


[www.ictgames.com](http://www.ictgames.com) OR [www.topmarks.co.uk](http://www.topmarks.co.uk) for curriculum linked games.



Monday	
9-9.30	<b>Assembly</b> - Wake up and Quiz
9.30-10	<p style="text-align: center;"><b>English</b></p> <p style="text-align: center;"><b>Learning objective:</b> I can form plurals using 's' and 'es'</p> <p style="text-align: center;">Pupils to read PowerPoint or watch <a href="#">Spelling Rules   Adding 'es' to Words   EasyTeaching - YouTube</a></p> <p style="text-align: center;"><b>Action:</b> Pupils to understand that 'singular' means 'one'. Pupils to understand that 'plural' means more than one.</p> <p style="text-align: center;"><b>Extension:</b> I can change nouns from singular to plural by adding 's' or 'es'.</p>
10-10.30	<p style="text-align: center;"><b>Bug Club - Reading</b></p> <p style="text-align: center;"></p> <p style="text-align: center;"><b>Bug Club</b></p> <p style="text-align: center;"><a href="http://activelearnprimary.co.uk">ActiveLearn: Login (activelearnprimary.co.uk)</a></p>
10.30-10.45	<b>Break</b>
10.45-11	<b>Snack</b>
11-11.30	<p style="text-align: center;"><b>Science</b></p> <p style="text-align: center;"><b>Learning objective:</b> I can explain how animals adapt to survive in their habitat.</p> <p style="text-align: center;">Pupils to read PowerPoint or watch <a href="#">Primary Science Lesson Idea: Adaptation   Tigtag - YouTube</a></p> <p style="text-align: center;"><b>Action:</b> Pupils list different examples of a habitat Pupils to explain how an animal adapts to survive in its habitat</p> <p style="text-align: center;"><b>Extension:</b> Pupils to draw a habitat</p>
11.30-12	<p style="text-align: center;"><b>Sumdog- Maths</b></p> <p style="text-align: center;"></p> <p style="text-align: center;"><a href="http://sumdog.com">Adaptive learning games for maths and spelling to support home learning. (sumdog.com)</a></p>
12-12.50	<b>Lunch</b>
12.50-2.00	<p style="text-align: center;"><b>PE</b></p> <p style="text-align: center;"><b>Joe Wicks</b></p> <p style="text-align: center;"><a href="#">The Body Coach TV - YouTube</a></p>
2-2.30	<p style="text-align: center;"><b>Maths</b></p> <p style="text-align: center;"><b>Learning objective:</b> To be able to describe position and direction of a shape Pupils are to work through and listen to the PowerPoint about direction and position or watch the video <a href="https://www.bbc.co.uk/teach/supermovers/ks1-maths-position-&amp;-direction/zhh9scw">https://www.bbc.co.uk/teach/supermovers/ks1-maths-position-&amp;-direction/zhh9scw</a></p> <p style="text-align: center;"><b>Action:</b> Pupils should <b>try to complete at least one</b> of the below tasks:</p> <ul style="list-style-type: none"> <li>- Create a treasure map for someone in your home to follow, make sure you are trying to use all the vocabulary from today's lesson to help you direct them.</li> <li>- Using a remote-control toy or a toy train/car and create a track for it to follow.</li> </ul>

	<p>- Create an obstacle course in or around your house. Try to direct someone from your home around the course. If you are feeling confident you could try using a blindfolding and directing them.</p> <p>Help the pirates find their treasure using different directions in this online game <a href="https://pbskids.org/peg/games/hungry-pirates">https://pbskids.org/peg/games/hungry-pirates</a></p>
2.30-2.50	Free time - Relax or play
2.50- 3	<p>Story</p> <p><a href="#">The Wonky Donkey - Read Aloud British Accent - Children's Story - YouTube</a></p> <p>The Wonky Donkey - Read Aloud British Accent - Children's Story</p>




Tuesday	
9-9.30	Assembly - Wake up and Quiz
9.30-10	<p>English</p> <p><b>Learning Objective:</b> I can use apostrophes</p> <p>Pupils to read PowerPoint or watch <a href="#">Punctuation: Using apostrophes to show singular &amp; plural possession (KS2) - YouTube</a></p> <p><b>Action:</b> Pupils to write sentences showing possession</p> <p>Pupils to practice using apostrophes for possession</p> <p><b>Extension:</b> Pupils to write a paragraph using at least two apostrophes.</p>
10-10.30	<p>Bug Club - Reading</p>  <p><b>Bug Club</b></p> <p><a href="http://activelearnprimary.co.uk">ActiveLearn: Login (activelearnprimary.co.uk)</a></p>
10.30-10.45	Break
10.45-11	Snack
11-11.30	<p>Science</p> <p><b>Learning Objective:</b> To identify, name and sort animals that are herbivores, carnivores and omnivores</p> <p>Pupils to read PowerPoint or watch <a href="#">Food For Animals And Birds   Educational Video For Kids   Periwinkle - YouTube</a></p> <p><b>Action:</b> Pupils to explain what herbivores, omnivores and carnivores eat.</p> <p>Pupils to identify what different animals eat.</p> <p>I can sort animals into the diet groups they belong to.</p> <p><b>Extension:</b> Pupils to sort animals into the diet groups they belong to</p>
11.30-12	<p>Sumdog- Maths</p>  <p><a href="http://sumdog.com">Adaptive learning games for maths and spelling to support home learning. (sumdog.com)</a></p>



12-12.50	Lunch
12.50-2.00	Art Creative task <a href="#">Moving Paper Fish   Paper Crafts for Kids - YouTube</a>
2-2.30	Maths <b>Learning objective:</b> To be able to multiply using repeated addition. Pupils are to work through and listen to the PowerPoint about how to use repeated addition to solve multiplication problems, or watch the video <a href="https://www.bbc.co.uk/teach/class-clips-video/maths-ks1--ks2-what-is-multiplication/z68fbdm">https://www.bbc.co.uk/teach/class-clips-video/maths-ks1--ks2-what-is-multiplication/z68fbdm</a> <b>Action:</b> Pupils should try to complete at least one of the below tasks: <ul style="list-style-type: none"> <li>- Create a poster explaining how we use repeated addition to help use multiply.</li> <li>- Create a poster showing how you would workout <math>6 \times 2</math> using repeated addition.</li> </ul> Have a go at completing at least 3 questions on the interactive repeated addition game <a href="http://www.snappymaths.com/multiplication/earlymult/interactive/repadd/repaddframe.htm">http://www.snappymaths.com/multiplication/earlymult/interactive/repadd/repaddframe.htm</a>
2.30-2.50	Lego or construction
2.50-3	Karaoke  <a href="#">The Little Mermaid   Under the Sea   Lyric Video   Disney Sing Along - YouTube</a> The Little Mermaid   Under the Sea   Lyric Video   Disney Sing Along

Wednesday	
9-9.30	Assembly - Wake up and Quiz
9.30-10	English <b>Learning Objective:</b> I can add suffixes to root words Pupils to read the PowerPoint or watch <a href="#">ROOT WORDS - Vocabulary for KIDS - Learn ENGLISH - COVID-19 - StayHome#WithMe (1st-3rd) - YouTube</a> <b>Action:</b> Pupils to practice adding 'ed' 'ing' to root words <b>Extension:</b> Pupils to independently change a root word by adding a suffix.
10-10.30	Bug Club - Reading  <b>Bug Club</b> <a href="http://activelearnprimary.co.uk">ActiveLearn: Login (activelearnprimary.co.uk)</a>
10.30-10.45	Break
10.45-11	Snack

11-11.30	<p style="text-align: center;"><b>Music</b> Bitesize Music quiz <a href="#">Bitesize Music quiz - BBC Bitesize</a></p>
11.30-12	<p style="text-align: center;"><b>Sumdog- Maths</b></p>  <p style="text-align: center;"><a href="#">Adaptive learning games for maths and spelling to support home learning.</a> (<a href="#">sumdog.com</a>)</p>
12-12.50	<b>Lunch</b>
12.50-1	<p style="text-align: center;"><b>Newsround</b></p> <p style="text-align: center;"><a href="#">Watch Newsround - CBBC Newsround</a></p>
1-1.30	<p style="text-align: center;"><b>Social Skills</b> <b>Board games</b></p>
1.30-2	<b>Get up and move - brain break</b>
2-2.30	<p style="text-align: center;"><b>Maths</b></p> <p><u>Learning Objective:</u> To be able to multiply by 2. Pupils are to work through and listen to the PowerPoint about how to multiply by 2 or watch the video <a href="https://www.bbc.co.uk/teach/supermovers/ks1-maths-the-2-times-table-with-bridget-the-lioness/zrrx92p">https://www.bbc.co.uk/teach/supermovers/ks1-maths-the-2-times-table-with-bridget-the-lioness/zrrx92p</a></p> <p>Pupils should <b>try to complete at least one</b> of the below tasks:</p> <ul style="list-style-type: none"> <li>- Have a go at practicing your 2x table with these online games: <a href="https://www.topmarks.co.uk/maths-games/hit-the-button">https://www.topmarks.co.uk/maths-games/hit-the-button</a> <a href="https://www.topmarks.co.uk/maths-games/daily10">https://www.topmarks.co.uk/maths-games/daily10</a> (Level 2, Multiplication)</li> </ul>
2.30-2.50	<b>Playdough or crafts</b>
2.50- 3	<p style="text-align: center;"><b>Just dance</b></p>  <p style="text-align: center;"><a href="#">Just Dance Kids 2014 A Pirate You Shall Be - YouTube</a></p> <p style="text-align: center;">Just Dance Kids 2014 A Pirate You Shall Be</p>

Thursday	
9-9.30	<b>Assembly - Wake up and Quiz</b>
9.30-10	<p style="text-align: center;"><b>English</b></p> <p><b>Learning objective:</b> I can use the present perfect form of verbs in contrast to the simple past tense.</p> <p>Pupils to read the PowerPoint or watch <a href="#">Present Perfect Tense vs. Past Simple: Tom's Story (A comical story of Tom, the ESL student - Video) - YouTube</a></p> <p><b>Action:</b> Pupils to identify verbs in a sentence.</p> <p>Pupils to identify if a verb tense refers to past or present activity.</p> <p>Pupils to understand the terms 'present perfect tense' and 'simple past tense'.</p>

	<b>Extension:</b> Pupils to choose the appropriate tense for my sentence
10-10.30	<p align="center"><b>Bug Club - Reading</b></p>  <p align="center"><b>Bug Club</b></p> <p align="center"><a href="http://activelearnprimary.co.uk">ActiveLearn: Login (activelearnprimary.co.uk)</a></p>
10.30-10.45	<b>Break</b>
10.45-11	<b>Snack</b>
11-11.30	<p><b>FILM</b></p> <p>Explore different film genres What are the differences between them? Write a review</p>
11.30-12	<p align="center"><b>Sumdog- Maths</b></p>  <p align="center"><a href="http://sumdog.com">Adaptive learning games for maths and spelling to support home learning. (sumdog.com)</a></p>
12-12.50	<b>Lunch</b>
12.50-1	<p><b>Newsround</b></p> <p align="center"><a href="#">Watch Newsround - CBBC Newsround</a></p>
1-1.30	<p><b>Social Skills</b></p> <p><b>Board games</b></p>
1.30-2.00	<b>Get up and move - brain break</b>
2-2.30	<p align="center"><b>Maths</b></p> <p><u>Learning objective:</u> To be able to multiply by 5. Pupils are to work through and listen to the PowerPoint about how to multiply by 5 or watch the video <a href="https://www.bbc.co.uk/teach/super movers/ks1-maths-the-5-times-table/zhbm47h">https://www.bbc.co.uk/teach/super movers/ks1-maths-the-5-times-table/zhbm47h</a> Pupils should <b>try to complete at least one</b> of the below tasks:</p> <ul style="list-style-type: none"> <li>- Have a go at practicing your 5x table with these online games:</li> <li>- <a href="https://www.topmarks.co.uk/maths-games/hit-the-button">https://www.topmarks.co.uk/maths-games/hit-the-button</a></li> <li>- <a href="https://www.topmarks.co.uk/maths-games/mental-maths-train">https://www.topmarks.co.uk/maths-games/mental-maths-train</a></li> </ul>
2.30-2.50	<b>Mindful colouring</b>
2.50- 3	<p align="center"><b>Just Dance</b></p>  <p align="center"><a href="#">Just Dance 2015 - Happy Pharrell Williams Gameplay - 5 Stars Rating [ HD ] - YouTube</a></p> <p align="center"><b>Just Dance 2015 - Happy Pharrell Williams Gameplay - 5 Stars Rating [ HD]</b></p>

9-9.30	<b>Assembly - Wake up and Quiz</b>
9.30-10	<p><b>PSHE</b></p> <p><u>Learning Objective:</u> To understand the importance of being truthful Pupils are to work through and listen to the PowerPoint about the importance of being truthful or watch the video or watch the video <a href="https://www.youtube.com/watch?v=uMZRjCYmsUI">https://www.youtube.com/watch?v=uMZRjCYmsUI</a></p> <ul style="list-style-type: none"> <li>- Create a poster about why telling the truth is important.</li> <li>- Think about what you would do in the following situations, would you tell the truth? Is it easy to always tell the truth? <ul style="list-style-type: none"> <li>• You accidentally dropped a glass on the floor. An adult asks you who did it. You tell them your friend did it. What would you do?</li> <li>• Your baby sister has drawn on the walls and tells your mum/dad that you did it. What would you do?</li> <li>• You are really hungry and decide to eat a slice of your friend's birthday cake. Your friend sees the cake and asks if you ate any. What do you do?</li> </ul> </li> </ul>
10-10.30	<p><b>Bug Club - Reading</b></p>  <p><b>Bug Club</b></p> <p><a href="http://activelearnprimary.co.uk">ActiveLearn: Login (activelearnprimary.co.uk)</a></p>
10.30-10.45	<b>Break</b>
10.45-11	<b>Snack</b>
11-11.30	<p><b>Maths</b></p> <p><u>Learning objective:</u> To be able to multiply by 10 Pupils are to work through and listen to the PowerPoint about how to multiply by 10 or watch the video <a href="https://www.youtube.com/watch?v=8g6EJX_qLSU">https://www.youtube.com/watch?v=8g6EJX_qLSU</a></p> <p>Pupils should <b>try to complete at least one</b> of the below tasks:</p> <ul style="list-style-type: none"> <li>- Have a go at practicing your 10x table with these online games:</li> <li>- <a href="https://www.topmarks.co.uk/maths-games/hit-the-button">https://www.topmarks.co.uk/maths-games/hit-the-button</a></li> <li>- <a href="http://www.ictgames.com/funkyMummy/index.html">http://www.ictgames.com/funkyMummy/index.html</a></li> <li>- <a href="https://www.education.com/game/multiply-by-10-skiracer/">https://www.education.com/game/multiply-by-10-skiracer/</a></li> </ul> <p><u>Extension:</u> Multiplying by 10 beyond 12 x 10 <a href="http://www.snappymaths.com/multiplication/multby10or100/interactive/multby10imm/multby10imm.htm">http://www.snappymaths.com/multiplication/multby10or100/interactive/multby10imm/multby10imm.htm</a></p>
11.30-12	<p><b>Sumdog- Maths</b></p>  <p><a href="http://sumdog.com">Adaptive learning games for maths and spelling to support home learning. (sumdog.com)</a></p>
12-12.50	<b>Lunch</b>
12.50-1.00	<p><b>Social skills/ Film/ Newsround</b></p> <p><a href="#">Watch Newsround - CBBC Newsround</a></p>

