





# Eagles Class

In Eagles Class we are keen for pupils to continue their learning at home. Below are some website platforms that can be used to support your child's learning, for those needing usernames and passwords you will find these in their home contact books

Try to complete at least 10 minutes on each site daily.

Websites for Interactive learning;

Times table practice		<a href="https://trockstars.com/">https://trockstars.com/</a>	Remember to add the school postcode ME16 8NL
Maths activities		<a href="https://play.numbots.com/#/intro">https://play.numbots.com/#/intr o</a>	Remember to search for the school name.
Bug Club reading books and phonics Science bug		<a href="https://www.activelearnprimary.co.uk/">https://www.activelearnprimary.c o.uk/</a>	Remember to add the school code Xhfh
Cross curricular games and activities		<a href="https://www.purplemash.com/login/">https://www.purplemash.com/lo gin/</a>	

In addition to these online activities' pupils must complete the following learning activities this week;

## English

Look at the picture opposite.

Think carefully about what this shows you.

Write a conversation between the two people in the picture.

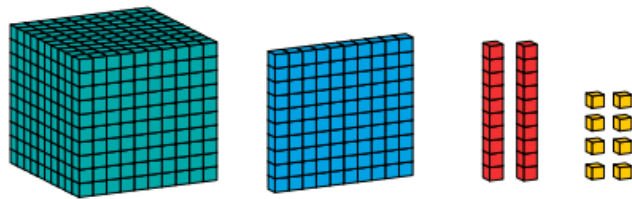
Remember the rules for writing speech.

- Each sentence starts with a capital letter.
- All sentences need punctuation at the end.
- You must place the spoken parts inside inverted commas “ ”
- A new speaker needs to go on a new line.



## Maths

Complete the addition and subtraction activities below:



Add 8 thousands to the number above \_\_\_\_\_

Add 8 hundreds to the number above \_\_\_\_\_

Add 8 tens to the number above \_\_\_\_\_

Add 8 ones to the number above \_\_\_\_\_

## Science

Watch the video on BBC Bitesize;

<https://www.bbc.co.uk/bitesize/topics/zkkg87h/articles/z9ck9qt>

Once you have watched the video play the quiz to test your knowledge. Write an explanation of the process for melting and freezing.

## PRACTICAL TASK


Follow the recipe below. Look closely at the way the chocolate changes.

### Chocolate crispy cakes

Follow the recipe to make chocolate crispy cakes.

#### What you need:

- cupcake cases
- wooden spoon
- saucepan
- bowl
- 100 g chocolate
- 100 g puffed rice



#### What to do:

1. Break the chocolate into small chunks.
2. Put the chocolate chunks in a bowl.
3. Ask an adult to heat some water in a saucepan.
4. Watch an adult put the bowl over the saucepan to melt the chocolate.
5. Mix the puffed rice with the melted chocolate.
6. Spoon the mixture into the cupcake cases.
7. Put the cakes into the fridge to cool.