

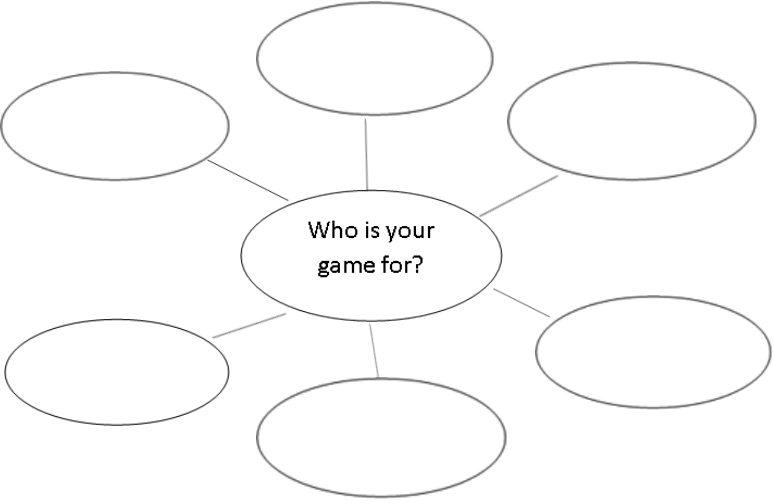


HOME LEARNING

OAKS

Home Learning 4

This term you will be designing and making a traditional hand held game, using the skills you have learnt so far this year. When you return to school you will make the game from wood, mdf and acrylic. Last week you researched traditional hand held games. This week you going to focus on who you making the for.

<p>TASK 2</p>	<p>Who is your product for? When designing a product we must consider the user, who they are, what are their needs, what are their interests?</p> 
<p>Complete the mind map Add information about the person you are making the game for: Age Name Interests What else do you know about them?</p> 	

Please submit this work to me at phiggins@bower-grove.kent.sch.uk. I am really looking forward to seeing what you have done. I will give you some feedback and for every piece of work I receive I shall give two Golden Tokens and select the best pieces to be published on the school website gallery.

If you have queries about this work, please contact me at phiggins@bower-grove.kent.sch.uk