

HOME LEARNING

Year 7 – Music – Home Learning 11

Task 1 – Body Percussion Video

Watch the video below. There is a bit of call and response for you to join in with, some fun rhythms and it's a good warm up for the second task.

https://www.youtube.com/watch?v=uFYAM_Gn2Wc





Task 2 – Teaching/Performing

This week you will be teaching those rhythms from last week which can be found again below. Remember you can clap these rhythms or use body percussion if you prefer.

Once you have taught them to someone else start putting them together.









At the top of the rhythm charts you will see it says (1 and 2 and 3 and 4 and) saying this as you play will make sure you are performing at the correct time. I have put a link to how each rhythm sounds individually and at the bottom of the page there will be links as to how they should sound together.

Rhythm 1 (simple) – This rhythm just follows the pulse of the music and helps keep the other performers in time.

1	and	2	and	3	and	4	and
							



<https://musiclab.chromeexperiments.com/Song-Maker/song/6716774050430976>

Rhythm 2 (simple) – This rhythm is made of quavers or half notes and sounds twice as fast as rhythm 1.

1	and	2	and	3	and	4	and
							






<https://musiclab.chromeexperiments.com/Song-Maker/song/5523991738449920>

Rhythm 3 (simple) – This is called the back beat and replicates the rhythm played on a snare drum in popular music.

1	and	2	and	3	and	4	and
							






<https://musiclab.chromeexperiments.com/Song-Maker/song/5988820580302848>

Rhythm 4 (Harder) – This is a little trickier as it isn't as regular as the previous rhythms.

1	and	2	and	3	and	4	and
							

<https://musiclab.chromeexperiments.com/Song-Maker/song/5235628573720576>

Rhythm 5 (Hardest) – Definitely the trickiest of all the rhythms. It accents the offbeat (the and) and has a very distinctive Samba feel about it.

1	and	2	and	3	and	4	and
							

<https://musiclab.chromeexperiments.com/Song-Maker/song/6340888813895680>

Here are how some of them sound together

Rhythm 1 & 2: <https://musiclab.chromeexperiments.com/Song-Maker/song/5563030139043840>

Rhythm 1 & 3: <https://musiclab.chromeexperiments.com/Song-Maker/song/5004733145153536>

Rhythm 1 & 4: <https://musiclab.chromeexperiments.com/Song-Maker/song/5567683098574848>

Rhythm 1 & 5: <https://musiclab.chromeexperiments.com/Song-Maker/song/6641407675596800>

For a real challenge try doing Rhythm 4 & 5 together:

<https://musiclab.chromeexperiments.com/Song-Maker/song/5726614001287168>

Please send a video or audio clip of your work to starkt01@klz.org.uk.

Pupils will receive a golden token for any work emailed back to me.